

# *Courtyard* COLLECTION®



Insulated steel construction, fashioned to resemble the elegant wood designs of traditional carriage house doors.

**The Genuine. The Original.**





Cover image: Model 161A Desert Tan finish, Somerton windows, decorative hardware  
Image above: Model 166B White finish, Somerton windows, decorative hardware

*Courtyard Collection® doors offer the beauty of wood with the durability of steel. Select from our many classic designs to enhance the architectural beauty of your home.*



Model 163T, Black finish, Stockbridge windows

# Courtyard Collection®

## Door Designs

Select your door panel style

### 1 Choose a panel style:

The Courtyard Collection® includes two series of models – please see the chart at the bottom of the page for details. Some panel styles are only offered in the 160 series as indicated below.

	<b>161B</b>	<b>371M/161M</b>	<b>371T/161T</b>	<b>162Z</b>	<b>166B</b>	<b>375B/165B</b>	<b>166E†</b>
Square top							
Arched top							
	<b>375T/165T</b>	<b>166T</b>	<b>167B</b>	<b>371A/161A</b>	<b>162E</b>	<b>167E†</b>	
Square top							
Arched top							
	<b>164A</b>	<b>373T/163T</b>	<b>377T/167T</b>	<b>162A</b>	<b>168B</b>	<b>169 Full custom door</b>	
Square top							
Arched top						Your Overhead Door Distributor can assist you in creating the perfect custom-designed door.	

†Windows and arches not available.

Series	Wood grain trim	Color matched trim	Warranty	Polyurethane insulation	R-value*	U-factor**	Overlay thickness	Door thickness	Commercial track	Residential track	Ball bearing rollers with nylon wheels
<b>370</b>	●		20-year limited	●	9.3	0.24	3/8"	1"	optional	●	●
<b>160</b>	●	●	Limited lifetime	●	12.76	0.24	3/4"	1 3/8"	●		●

\* R-value: The higher the R-value, the greater the insulating properties.

\*\* U-factor: A tested value of actual energy loss - of an installed door, wall, or window assembly.


# Courtyard Collection®

## *Decorative Accents*


Customize your door with color and windows

### 2 Choose a color:


Door overlays and window trim are available in the colors shown or can be painted to match your home's décor (additional charges may apply). Actual colors may vary from brochure due to fluctuations in the printing process. Always request a color sample from your Overhead Door Distributor for accurate color matching.




White




Almond



Desert Tan



Sandstone



Terra Bronze



Brown



Hunter Green



Gray (160 Series only)



Black (160 Series only)

### 3 Choose a window style:

Wind load-rated windows are offered only for the 160 Series. Windows not available on 166E, 167E or 12' doors.



Clear Long



Stockbridge



Stockton



Stockton Arch



Somerton




Wyndbridge

### Choose a glass type:

370 Series available with single pane glass only. 160 Series available with insulated glass.



Clear



Obscure



Satin



Model 377T White finish, Wyndbridge windows, decorative hardware

*Our Courtyard Collection® features insulated steel construction, fashioned to resemble the elegant wood designs of traditional carriage house doors.*



Model 165B Arched, custom painted, decorative hardware

# Courtyard Collection® *Decorative Accents*

Customize your door with ornamental hardware

## 4 Choose your hardware:

### Value



Spear Hinge (16" and 18" available)



Bean Hinge (16" only)



Large  
Spear  
Handle



Small  
Spear  
Handle



Large  
Bean  
Handle

### Premium



Bean Design Hinge



Spade Design Hinge



Traditional Hammertone Hinge



Heritage Hinge



Bean  
Design  
Handle



Large  
Hammered  
Iron Handle



Traditional  
Hammertone  
Handle



Model 162Z, custom finish, Wyndbridge windows, decorative hardware

## 5 Choose your opener:



Be sure to ask about our complete line of Overhead Door® garage door openers. Powerful, quiet and durable, Overhead Door's garage door openers are designed for performance, safety and convenience. Your Overhead Door Distributor will help you choose the opener that best suits your door and preferences.



**Courtyard Collection®** doors give you the beauty of wood with the durability of steel. Each door model provides varied design options to complement any home.

## Built better from the inside out



**Foamed-in-place polyurethane insulation** with an R-value\* of 12.76 and U-factor up to 0.24 helps control costly heat loss and gain. This type of insulation can diminish street noise and provides for quieter door operation.

**In-between-section thermal seals** With an air infiltration rating as low as .08 cfm, these seals help to provide superior resistance to the elements.

Model 162A 7' high, White/Sandstone finish, Somerton windows, decorative hardware

### Wind load-rated door

(160 Series only - optional)

Safeguard your home in extreme wind conditions. Wind load rating means your home can be built to withstand a variety of wind conditions and meet your local building codes.



**Weather resistant**  
Wood grain textured trim boards are resistant to dents and the elements.



### Quiet operation

Commercial grade track and hardware featuring durable 13 ball bearing rollers is standard for our 160 Series and is an optional upgrade for 370 Series. Residential track and 11 ball bearing rollers is standard for 370 Series.

Wind load and custom options available upon request.

\*Overhead Door Corporation uses a calculated door section R-value for our insulated doors.

**Choose from eighteen classic designs.** Our Courtyard Collection® doors offer superior insulation with an R-value of up to 12.76 and a variety of colors, windows and decorative hardware.



**Transform Your Home with the DoorView® visualization tool.**

Go to [overheaddoor.com](http://overheaddoor.com) to try our on-line interactive software tool that lets you visualize what your home would look like with a garage door from Overhead Door. Contact your local Overhead Door Distributor for more information and to receive a quote.



Before



After

**Limited Warranty.**

Courtyard Collection® garage doors are backed by up to a limited lifetime warranty that protects against section rust-through for as long as you own your home. Also included is a one-year non-transferable, limited warranty ensuring high standards for materials and workmanship.\*

\*Warranties vary by model, and are available upon request. See full text of warranty for details.

**The Genuine. The Original.**

Since 1921, Overhead Door Corporation has not only raised the standards of excellence for the industry—we've created them. Overhead Door created the first upward-acting door in 1921 and the first electric garage door opener in 1926.

Today, our network of over 400 Overhead Door Distributors are still leading the way with innovative solutions and unmatched installation, service and support. So look for the Red Ribbon. It's your guarantee that you're getting the genuine, the original Overhead Door.

SOLD AND DISTRIBUTED BY:



**The Genuine. The Original.**



2501 S. State Hwy. 121 Bus., Suite 200, Lewisville, TX 75067  
1-800-929-DOOR • [sales@overheaddoor.com](mailto:sales@overheaddoor.com)  
[www.OverheadDoor.com](http://www.OverheadDoor.com)